

Cone-Bottom Silo Reclaim Systems

Series 4300, 5300, 8300 and 9300



The Real Solution to Silo Bridging Problems

Easy Service with Drive Components
Outside the Silo



Bulk Storage and Reclaim Systems

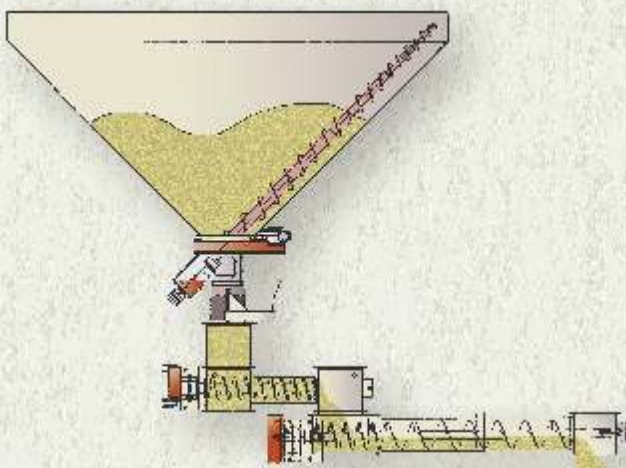
THE REAL SOLUTION TO SILO BRIDGING PROBLEMS

Experiencing Rat-Holing, Bridging, or Restricted Flow?



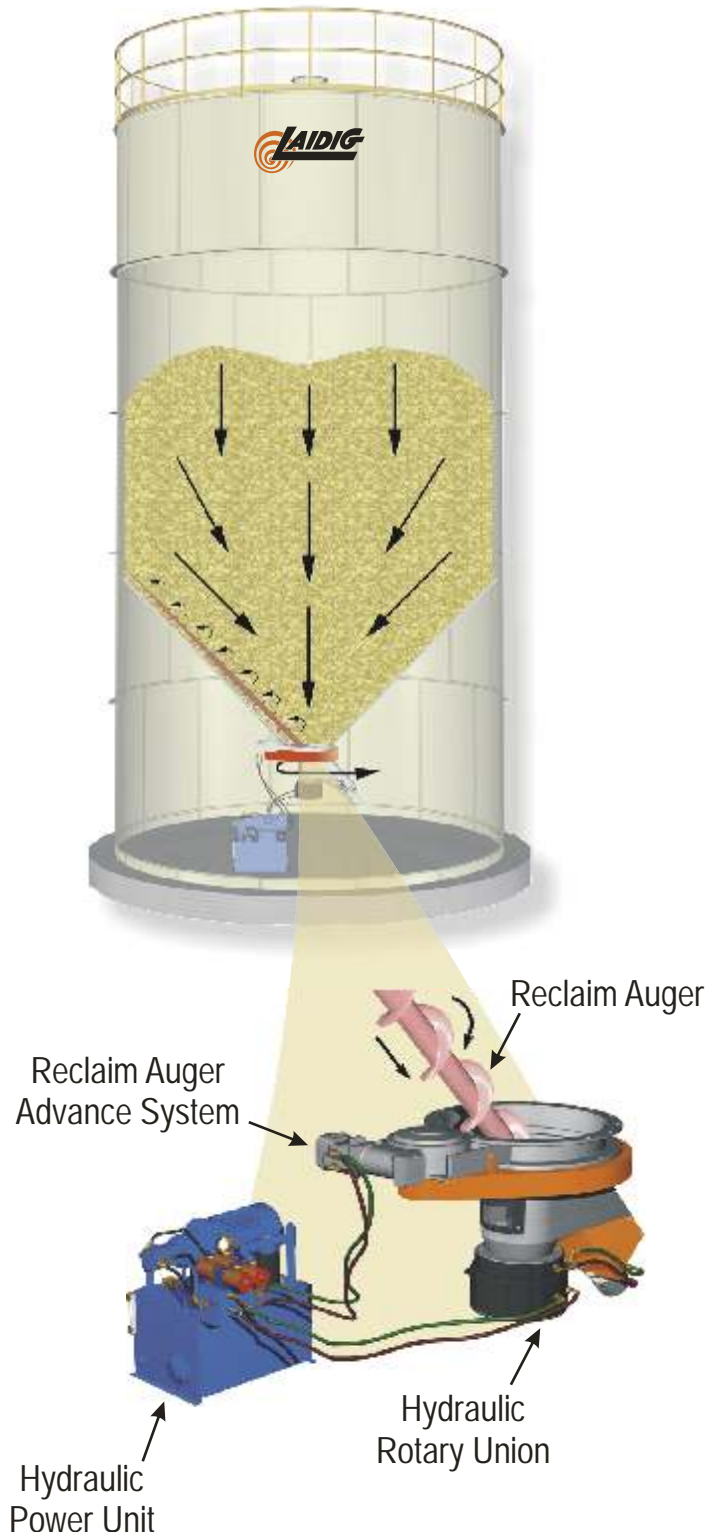
- Tired of using the sledge hammer?
- Not satisfied with air cannons and vibrators?
- Need total bin clean out?
- Concerned about confined-space silo entry?
- Require consistent or controlled material flow?
- Need first-in-first-out inventory control?
- Want easy service from outside the silo?

Laidig offers the only *REAL SOLUTION*



Optional auger discharge system provides controlled material flow.

THE LAIDIG SYSTEM helps create mass flow.



CONSISTENT FLOW WITH SERVICE OUTSIDE THE SILO

THE REAL SOLUTION TO SILO BRIDGING PROBLEMS

Laidig's cone-bottom storage and reclaim systems are *custom engineered for a wide range of material applications.*



Oilseed Facility



Meat Rendering Facility



Plywood Facility

Ideal for grain meals, meat meals, wood products, plastics, pellets, wheat midds, sugar, and other products with marginal flow characteristics.




Composite Board Facility



Plastic Facility

CONSISTENT FLOW WITH SERVICE OUTSIDE THE SILO

LET LAIDIG DESIGN A STORAGE AND RECLAIM SYSTEM FOR YOUR APPLICATION.



5300 Series
for heavy-duty
applications



8300 / 9300 Series
for extreme-duty
applications

Specifications*	4300 Series	5300 Series	8300 Series	9300 Series
Silo Diameter	5'-24' (1.5-7.3 m)	5'-24' (1.5-7.3 m)	5'-36' (1.5-11 m)	15'-45' (4.6-14 m)
Reclaim Auger Diameter	8" (20 cm) stepped	8" (20 cm) stepped	11" (28 cm) stepped	15" (38 cm) stepped
Reclaim Auger Rotation	~10-100 rpm	~10-100 rpm	~10-70 rpm	~10-60 rpm
Potential Delivery Rate♦	up to ~50 CFM (1.4 m ³ /min)	up to ~200 CFM (5.7 m ³ /min)	up to ~200 CFM (5.7 m ³ /min)	up to ~450 CFM (12.7 m ³ /min)
Sweep Advance (nominal)	~10-80 min/rev	~10-80 min/rev	~10-80 min/rev	~10-80 min/rev
Hydraulic Power Unit	10 HP max	10 HP max	30 HP max	50 HP max
Hopper Center Ring	25" OD (64 cm)	25" OD (64 cm)	47" OD (1.2 m)	63" OD (1.6 m)
Discharge Opening	0.44 ft ² (410 cm ²)	1.6 ft ² (1490 cm ²)	1.6 ft ² (1490 cm ²)	3.6 ft ² (3345 cm ²)
Discharge Opening Option	NA	NA	6.5 ft ² (6039 cm ²)	8.2 ft ² (7618 cm ²)
Load-Sensing Hydraulics	Optional	Optional	Standard	Standard

Additional Options:

- Hopper Angle Customized
- Steel Tanks, Corrugated Bins, or Concrete Silos
- Baked Epoxy Coatings Available with Steel Tanks
- Hydraulic Fluid Immersion Heater
- Multi-System Hydraulic Power Unit
- Pressure Transducers for Remote Display
- Pressure-Compensated Load-Sensing Hydraulic Unit
- Customized Discharge Conveyor Systems
- Retrofits to Existing Bins Possible

* Standard system specifications are shown.
Consult a Laidig applications engineer for material-specific information.
♦ Assumes standard discharge opening and 125 ft²/min flow velocity.

WITH LAIDIG YOU GET THE TOTAL PACKAGE:

The Storage Structure

Designed specifically for the dynamic-load requirements of bottom-reclaim systems.

The Reclaim System

Custom engineered for high delivery rates with a wide range of material applications.

The Laidig Guarantee

If we design and install your storage and reclaim system, we guarantee it will work.

WE DON'T JUST SELL EQUIPMENT, WE PROVIDE SOLUTIONS.



Laidig Systems, Inc.

14535 Dragoon Trail
Mishawaka, IN 46544 USA

Phone: 574-256-0204

Fax: 574-256-5575

sales@laidig.com

www.laidig.com

Copyright © 2010 rev f