


Track-Driven Silo Reclaim Systems

Models 298, 398, 698, 1098



TRACK-DRIVEN RECLAIM SYSTEMS

tackle exceptional challenges for
tough material and high-volume
automated reclaim.



Bulk Storage and Reclaim Systems

THE REAL SOLUTION TO SILO BRIDGING PROBLEMS

Laidig's track-driven storage and reclaim systems are *custom engineered for a wide range of material applications.*



Model 1098 Wood Chip System

- Tired of using the sledge hammer?
- Not satisfied with air canons and vibrators?
- Need total bin clean out?
- Concerned about confined-space silo entry?
- Require consistent or controlled material flow?
- Need first-in-first-out inventory control?
- Want easy service from outside the silo?



Hydraulic Track Drive

The track drive powers the reclaim auger into the stored material with a unique self-cleaning track shoe and sprocket assembly.

Accessible Hopper Design

The improved Laidig hopper increases accessibility and maximizes capacity. The large-sized access door simplifies routine inspections and preventive maintenance.



Auger Track

The reclaim auger shoe grips the ductile iron track, keeping the auger firmly in place as it undercuts the stored material.

Hopper

The hopper receives material pulled to the center of the silo by the reclaim auger.




Hydraulic Advance

The hydraulic advance system provides the flexibility and sensitivity of adjustment to match advance speed with torque requirements.

Rugged Gear Train


The track driven reclaimers offer advanced design gearboxes to accommodate higher torque in the reclaim auger power train.



Laidig's Performance Makes the Difference

THE REAL SOLUTION TO SILO BRIDGING PROBLEMS

Meeting the Highest Standards in Bulk Material Handling



Center Dome

For free-flowing materials an optional center dome helps create mass flow and prevents segregation. Laidig domes feature a hydraulic safety door to allow secure maintenance inside the dome.

Flighting Options

Laidig's exclusive cupped flighting reduces starting torque and can increase delivery rates. Optional knifed flighting is used for some applications, especially in the wood industry.

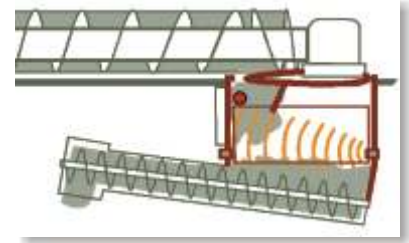


Reclaim Auger Shield

while producing an efficient conveying surface, a reinforced shield on the trailing side of the reclaim auger maintains auger alignment despite the extremely high stresses encountered in many installations.

Sonar Sensing System

For materials displaying uneven flow characteristics, sonar sensors installed help manage flow rates. These sensors can be omitted in semi-free flowing meal-type applications.



Greasable Reclaim Bearing

Laidig's track-driven systems feature a lubrication system allowing simplified maintenance from inside the hopper, even when the silo is under full load.

Local Control Station

An intelligent control system, preprogrammed with all necessary internal logic, simplifies integration into main systems and gives local control if needed. An HMI (Human Machine Interface) screen displays status of operation and faults. Remote monitoring of all operations is available.




Discharge Auger

Certain applications require a properly designed Laidig discharge auger to move material collected in the hopper to the next step in the material handling system. Careful design assures steady and reliable material flow.

Motion Sensor

The advance motion detection system features a motion sensor and target wheel located inside the hopper that monitors the advancement of the reclaim auger around the silo.



Laidig's Performance Makes the Difference

LET LAIDIG DESIGN A STORAGE AND RECLAIM SYSTEM FOR YOUR APPLICATION.



Model 698 Systems
with concrete silos



Model 298 System
with bolted-steel silo



Materials Handled

- Sawdust
- Sanderdust
- Wood Shavings
- Wood Chips
- Hogged Bark
- Soybean Meal
- Corn Fiber
- Other Grain Meals
- Meat and Fish Meal
- Other Bulk Materials

Specifications*	Model 298	Model 398	Model 698	Model 1098
Silo Diameter	20'-30' (6-9m)	20'-30' (6-9m)	21'-60' (6.4-18m)	30'-70' (9-21m)
Reclaim Auger Flighting	13" dia (33cm)	15" dia (38cm)	21" dia (53cm)	32" dia (81cm)
Reclaim Auger Shaft	6" dia (15cm)	6" dia (15cm)	10" dia (25cm)	14" dia (36cm)
Reclaim Auger Drive Motor	15 hp (11 kW)	25 hp (19kW)	75 hp (56kW)	125 hp (93kW)
Hydraulic Advance Motor	1 ½ hp (1kW)	1 ½ hp (1kW)	1 ½ hp (1kW)	1 ½ hp (1kW)
Hopper Center Ring	38.5" dia (1m)	38.5" dia (1m)	60.75" dia (1.5m)	60.75" dia (1.5m)
Discharge Opening	2.45 ft ² (.23m ²)	2.45 ft ² (.23m ²)	2.77 ft ² (.26m ²)	3.69 ft ² (.34m ²)
Optional Discharge Auger	12" dia (31cm)	18" dia (46cm)	18" dia (46cm)	30" dia (76cm)

Additional Options:

- Hopper Angle Customized
- Bolted-Steel or Concrete Silos
- Baked Epoxy Coatings Available with Steel Tanks
- Hydraulic Fluid Immersion Heater
- Multi-System Hydraulic Power Unit
- Pressure Transducers for Remote Display
- Pressure-Compensated Load-Sensing Hyd. Unit
- Customized Discharge Conveyor Systems
- Retrofits to Existing Bins Possible

* Standard systems are shown with nominal specifications.
Consult a Laidig applications engineer for material-specific information.

WITH LAIDIG YOU GET THE TOTAL PACKAGE:

The Storage Structure

Silos designed specifically for the dynamic-load requirements of bottom-reclaim systems.

The Reclaim System

Custom engineered for high delivery rates with a wide range of material applications.

The Laidig Guarantee

If we design and install your storage and reclaim system, we guarantee it will work.

WE DON'T JUST SELL EQUIPMENT, WE PROVIDE SOLUTIONS.



Laidig Systems, Inc.

14535 Dagoon Trail
Mishawaka, IN 46544 USA

Phone: 574-256-0204

Fax: 574-256-5575

sales@laidig.com

www.laidig.com

Copyright © 2008 rev d
Laidig Systems, Inc.